MALE END VIEW (P1)	FEMALE END VIEW (J1–J3)	WIRING DIAGRAM

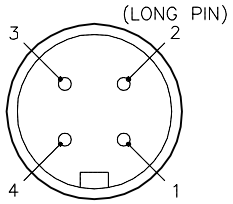

M16 connector

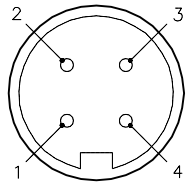

M16 connector

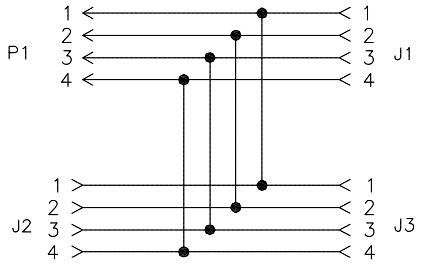

SPECIFICATIONS

MOLDED BODY MATERIAL/COLOR	TPU/BLACK
CONTACT CARRIER MATERIAL/COLOR	TPU/BLACK
CONTACT MATERIAL/PLATING	BRASS/GOLD (P1), TECU/GOLD(J1,J2,J3)
COUPLING NUT MATERIAL/FINISH	STAINLESS STEEL/PASSIVATED
RATED CURRENT [A]	15.0 A
RATED VOLTAGE [V]	600 VAC/VDC
TEMPERATURE RANGE	−40°C TO +105°C (−40°F TO +221°F)
PROTECTION CLASS	MEETS IEC IP67

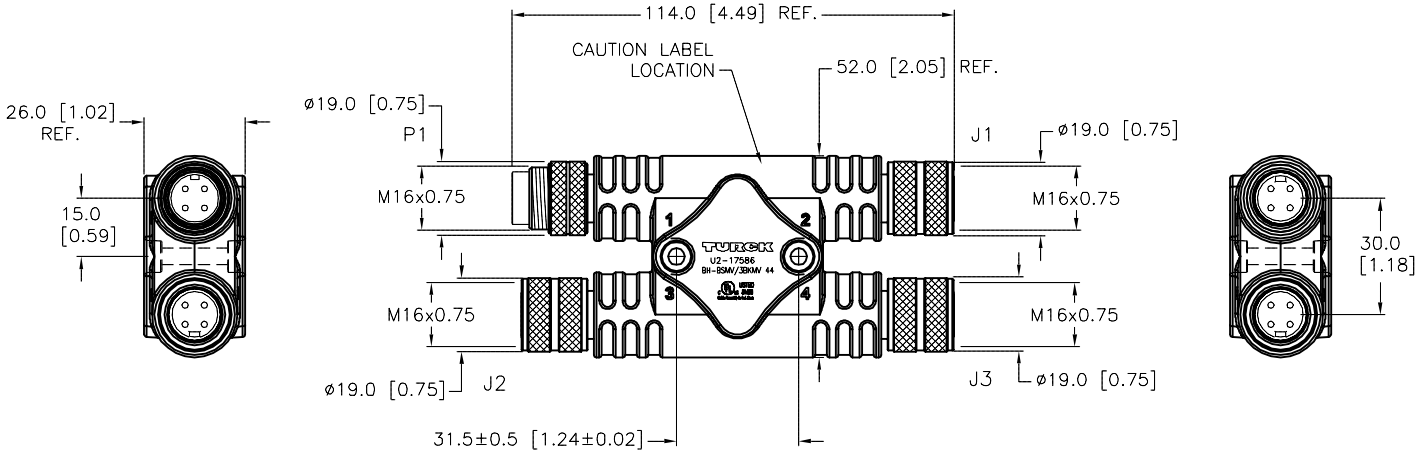

SOURCE DRAWING - FOR REFERENCE ONLY

CAUTION:
RISK OF ELECTRICAL SHOCK
DO NOT DISCONNECT UNDER LOAD

RELATED DOCUMENTS	3RD ANGLE PROJECTION	THIS DRAWING IS CONFIDENTIAL AND THE PROPERTY OF TURCK INC. USE OF THIS DOCUMENT WITHOUT WRITTEN PERMISSION IS PROHIBITED.	TURCK INC High Technology Sensors and Automation Controls	3000 CAMPUS DRIVE MINNEAPOLIS, MN 55441 1-800-544-7769 (763) 553-7300 (763) 553-0708 fax turck.com
1. 2. 3. 4.				
MATERIAL: SEE SPECIFICATIONS	ALL DIMENSIONS DISPLAYED ON THIS DRAWING ARE FOR REFERENCE ONLY	DRFT: RDS / DATE: 06/16/10	DESCRIPTION: BH-BSMV/3BKMV 44	
		APVD: / SCALE: 1=2.0		
FINISH: SEE SPECIFICATIONS	CONTACT TURCK FOR MORE INFORMATION	UNIT OF MEASUREMENT: **MILLIMETERS**	IDENTIFICATION NO.: U2-17586	REV: C
		DO NOT SCALE THIS DRAWING	FILE: U2-17586	SHEET 1 OF 1

REV	DESCRIPTION	BY	DATE	ECO NO.
C	UPDATE CLICHE PER ECO	KMY	03/11/13	41196